

## PLASMA25

### Medium DUTY Plasma Cutter

*Swiftly cut ferrous & non-ferrous metals*

No refilling compressed gas cylinders or running out of gas in the middle of a job!

PLASMA25 uses clean, dry compressed air for both cutting & cooling






#### Applications:

**Automotive  
HVAC work  
Trailer repair  
Other fabrication jobs**



**PLASMA25**  
*Medium Duty Plasma Cutter*

#### DANGER

-  • Bystanders will be exposed to ultraviolet rays & weld spatter.
-  • Wear welding helmet with appropriate shade lens while using electric welders or plasma cutters.
-  • Do not allow bystanders while welding or cutting.
-  • Wear safety shield & protective clothing.
-  • Read & follow instruction manual.

EU - Unavailable

#### Includes:

- 12 ft torch assy
- Short nozzles (2)
- Short electrodes (2)
- Goggles
- Long nozzle
- Long electrode

#### Features:

- Handles 3/16" material thickness
- Cuts sheet metal at approximately 100" per minute
- Removes spot welds in seconds
- ARC starting & thermal overload protection
- Compact torch handle easily reaches tight access areas
- Built-in pressure regulator with air reducer
- Fan cooled

#### Optional Accessories:

Electrode (5-pack).....	PLASMA5004
Nozzle holder .....	PLASMA5001
Nozzle .....	PLASMA5002
Two Point Spacer .....	PLASMA2504
Diffusers (2-pack) .....	PLASMA5005
Swirl Ring (2-pack) .....	PLASMA5003
Cart .....	MIGPLAKR

#### Specifications:

Primary Input .....	120VAC
Primary Amps .....	24
Output Amps .....	25
Duty Cycle .....	20%
Gas Supply .....	Compressed Air - 70 PSI
Torch Lead Length .....	12 ft
Ground Cable Length .....	12 ft
Power Cord Length .....	6 ft
Overall Dimensions .....	12" H x 10" W x 18" D
Weight .....	55 lbs

**THERE IS A DIFFERENCE™**